

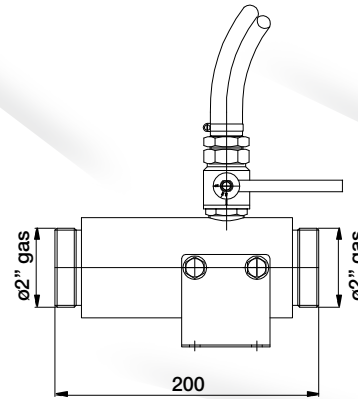
FOAM EQUIPMENT
In line Venturi mixers




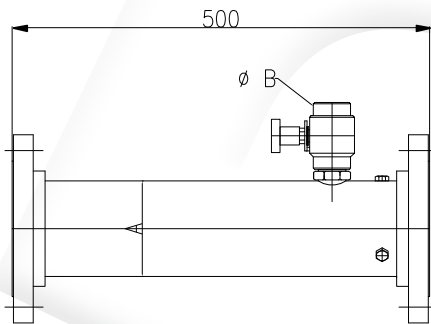
In line foam mixers work on the Venturi effect, where the water flow is sent through a restricted orifice in which the pressure value is lowered so much that the foam agent is aspirated from an ambient pressure tank and injected into the water flow.

Care must be taken from the system designer in having available precise figures about the local pressure value in all the system points following the mixer exit port, since the system will not work if the pressure drop between the mixer outlet and the jet device is higher than the pressure available at the mixer.

In the table below we give for each model of mixer, in addition to the nominal flow value, the average figure of pressure drop as a percentage of the inlet pressure which is lost through the device.



| Code | Flow rate <i>Lpm</i> | Op press <i>bar</i> | Mix ratio <i>%</i> | Press drop <i>%</i> | D <i>inches</i> | W <i>kg</i> |
|----------|-------------------------|------------------------|-----------------------|------------------------|--------------------|----------------|
| URF-F313 | 100 | 7 | 3/6 | 30 | 2" | 7 |
| URF-F323 | 200 | 7 | 3/6 | 30 | 2" | |
| URF-F343 | 400 | 7 | 3/6 | 30 | 2" | |



| Code | Flow Lt/l' @bar <i>Lpm</i> | A <i>inches</i> | B <i>inches</i> | Flange in <i>inches</i> | Flange out <i>inches</i> | Weight <i>kg</i> |
|--------|-------------------------------|--------------------|--------------------|----------------------------|-----------------------------|---------------------|
| URF-L3 | 500 - 900 | 3" | 3/4" | 3" | 3" | 8 |
| URF-L4 | 1000 - 2500 | 4" | 1" | 4" | 4" | 12 |
| URF-L6 | 2600 - 3500 | 6" | 1 1/2" | 6" | 6" | 16 |

Mix percentage coding

The above injectors are available with 3% or 6% calibrated orifice, the codes in the table refer to 3%

URF F323 T5Y = 3%

URF F326 T5Y = 6%

Materials

- Body T5 - Bronze
- Outer pipe B3 - Stainless steel
- Inner profile V1 - Light alloy
- Pickup pipe Reinforced PVC hose (2,5 m)

Connection Options

Please replace the Y in the above code with the desired coding as shown below

- Threads UNI U
- STORZ S
- BSS V
- Flanges DIN ND16 E
- ANSI 150 F